

2 bed terraced house to buy in

Woodbine Terrace, Blyth, Blyth,
Northumberland, NE24 3DW




£110,000 Offers Over

 x2  x1  x1

Tenure

Freehold

Property features

-  Mid Terrace
-  Two Double Bedrooms
-  Close to Local Amenities.
-  Rear Yard
-  EPC Rating D

On Street parking

Key Information

- ✓ Council Tax: Band A
- ✓ EPC Rating: D
- ✓ Heating supply: Gas
- ✓ Electric supply: National Grid
- ✓ Water supply: Direct mains water
- ✓ Mobile signal: Good

Description

Introducing a charming 2-bedroom terraced house, gracefully situated in the heart of Blyth, Northumberland. Enveloped by the embrace of this lively, yet peaceful neighbourhood, this property is an ideal residential sale for individuals or families seeking a warm home. No Upper Chain

The house features a modern bathroom fitted with smart fixtures, ensuring each day starts and ends on an uplifting note. The clean architectural lines coupled with a comforting colour palette contribute to a relaxing atmosphere.

Being in the vibrant Blyth area, the property is ideally located within easy access to local amenities such as shops, schools, parks, and public transportation. This location combines city amenities and residential comfort, making it a perfect place to unwind after a bustling day.

In conclusion, this 2-bedroom terraced house in Blyth is more than just a residential sale—it's a lifestyle offering. With its charming interiors and convenient locale, it represents an exciting opportunity for homeownership in one of the most dynamic zones of Blyth, Northumberland. The home awaits to welcome its new owners to start their illustrious living journey. It's not just a house, but a home filled with potential and endless possibilities.

Council Tax Band: A

Tenure: Freehold

Price: Offers Over £110,000

Property Type: Terraced House

Parking: On Street

Heating: Gas

Electric: National Grid

Water: Direct mains water

Sewerage: Standard UK domestic

Air conditioning: No

Mobile signal coverage: Good

Entrance Hallway

Central heating radiator, stairs to first floor.

Lounge

4.01m x 4.91m (13'1" x 16'1")

Double glazed window, central heating radiator, electric fire with decorative surround.



Kitchen

4.88m x 2.62m (16'0" x 8'7")

Fitted with a range of wall and base units with roll top work surfaces, built in electric oven with gas hob and extractor over, ceramic stainless steel sink and drainer with mixer taps, double glazed window, plumbed for washing machine, tiled splash backs, central heating radiator.



Stairs To First Floor

Bedroom One

4.87m x 3.92m (15'11" x 12'10")

Double glazed window, central heating radiator, storage cupboard with hanging rails.



Bedroom Two

3.99m x 2.68m (13'1" x 8'9")

Double glazed window, central heating radiator.



Shower Room

2.66m x 1.50m (8'8" x 4'11")

Fitted with shower cubicle, hand wash basin, wc, central heating radiator, double glazed window.




Externally

Externally to the rear there is a walled yard with gated access.





Energy Efficiency Rating		
	Current	Potential
<i>Very energy efficient - lower running costs</i>		
(92-100) A		
(81-91) B		83
(69-80) C		
(55-68) D	66	
(39-54) E		
(21-38) F		
(1-20) G		
<i>Not energy efficient - higher running costs</i>		
England, Scotland & Wales		EU Directive 2002/91/EC 

Woodbine Terrace, Blyth, Blyth, Northumberland, NE24 3DW

Contact your local branch today for more information on this property:

134 High Street, Peterborough, Cambridgeshire, PE2 8DP, www.mandairs.co.uk

These particulars, whilst believed to be accurate are set out as a general outline only for guidance and do not constitute any part of an offer or contract. Intending purchasers should not rely on them as statements of representation of fact, but must satisfy themselves by inspection or otherwise as to their accuracy. No person in this firm's employment has the authority to make or give any representation or warranty in respect of the property.

