



2 bed flat to buy in SE1

Metro Central Heights , 119 Newington Causeway , London , Greater London , SE1 6DQ

£295,000 Starting Bid






 x2
  x1
  x1

Tenure

Leasehold

Underground parking

Property features

-  Being Sold via Secure Sale online bidding. Terms and Conditions
-  First floor
-  Two double bedrooms
-  No onward chain
-  EPC Rating D

Key Information

- ✓ Council Tax: Band D
- ✓ EPC Rating: D
- ✓ Heating supply: Electric
- ✓ Electric supply: National Grid
- ✓ Water supply: Direct mains water
- ✓ Mobile signal: Good

Description

We present this first floor apartment within the renowned Metro Central Heights, a gated development complex on the east side of the Elephant & Castle junction which offers its residents access to an onsite gym, indoor swimming pool, jacuzzi and 24 hour concierge service.

The 54 sqm property, which is offered with a long lease, briefly comprises an entrance hall, reception room which is open plan to a fitted kitchen with integrated appliances, two double bedrooms and a fully tiled bathroom.

Grade II listed Metro Central Heights on Newington Causeway is a cluster of buildings constructed in the 1960's and converted to form over 400 studios to three bedroom properties for residential use in 1997.

Elephant and Castle underground (Bakerloo and Northern lines) and overground (Thameslink) stations are just a few minutes walk away as is a Sainsbury's on New Kent Road, a good choice of bars and restaurants in newly created Elephant Park whilst pleasant open space can be enjoyed in nearby

Council Tax Band: D

Tenure: Leasehold

Length of Lease: 970

Annual Ground Rent Amount: £200.00

Annual Service Charge Amount: £7,500.00

Price: Starting Bid £295,000

Property Type: Flat

Parking: Underground

Year built: 1950

Roofing type: Flat

Known property issues: Damp

Risk of floods and or erosion: No

Flooded in last 5 years: No

Flood defences: No

Planning permissions or proposals for development: No

Coalfield or mining area: No

Listed property: Yes

Public rights of way: No

Adaptions for accessibility: Yes

Adaptations: Lift access

Restrictions: No

Required access: No

Heating: Electric

Electric: National Grid

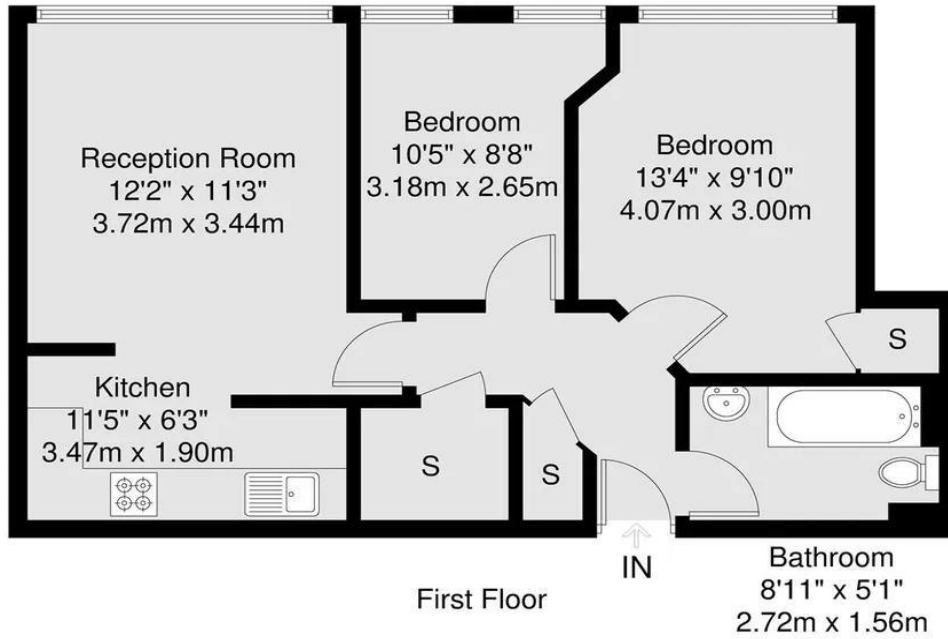
Water: Direct mains water

Water meter: No

Sewerage: Standard UK domestic

Air conditioning: No

Mobile signal coverage: Good



GROSS INTERNAL AREA (GIA)
The footprint of the property
53.6 sq m / 576 sq ft

TOTAL STORAGE SPACE
Storage and wardrobe total area
3.4 sq m / 36 sq ft

EXTERNAL STRUCTURAL FEATURES
Garden, Balcony, Terrace, Verandah etc.
0.0 sq m / 0.0 sq ft

RESTRICTED HEAD HEIGHT
Limited use area under 1.5m
0.0sq m / 0.0 sq ft

Disclaimer : Floorplan measurements are approximate and are for illustrative purposes only. While we do not doubt the floorplan accuracy and completeness, you or your advisors should conduct a careful, independent investigation of the property in respect of monetary valuation.

Maison VUE

Energy Efficiency Rating		Current	Potential
<i>Very energy efficient - lower running costs</i>			
(92-100) A			
(81-91) B			82
(69-80) C			
(55-68) D		65	
(39-54) E			
(21-38) F			
(1-20) G			
<i>Not energy efficient - higher running costs</i>			
England, Scotland & Wales		EU Directive 2002/91/EC	

Metro Central Heights , 119 Newington Causeway , London , Greater London , SE1 6DQ

Contact your local branch today for more information on this property:
134 High Street, Peterborough, Cambridgeshire, PE2 8DP, www.mandairs.co.uk

These particulars, whilst believed to be accurate are set out as a general outline only for guidance and do not constitute any part of an offer or contract. Intending purchasers should not rely on them as statements of representation of fact, but must satisfy themselves by inspection or otherwise as to their accuracy. No person in this firms employment has the authority to make or give any representation or warranty in respect of the property.

