



2 bed bungalow to buy in NE38

Lapwing Close, Washington, Tyne and Wear, NE38 0ET

£200,000 Offers Over






 x2  x1  x1

Tenure

Freehold

Driveway & Garage parking

Property features

-  CORNER PLOT
-  DETACHED
-  2 BEDROOMS
-  LARGE PLOT
-  EPC Rating D

Key Information

- ✓ Council Tax: Band C
- ✓ EPC Rating: D
- ✓ Heating supply: Gas

Description

A fantastic opportunity to purchase this charming two bedroom detached bungalow, superbly positioned on a large corner plot with the added benefit of a driveway and garage.

The accommodation is well laid out and comprises an entrance hall leading through to a bright and spacious living room, a fitted kitchen, two well-proportioned bedrooms, and a modern bathroom featuring a walk-in shower. To the rear, the property further benefits from a conservatory, providing an additional reception space ideal for relaxing or dining while enjoying views over the garden.

Externally, the bungalow enjoys excellent outdoor space with a low maintenance rear garden, perfect for those seeking easy upkeep, along with ample off-street parking.

An ideal home for downsizers, first time buyers, or anyone looking for single-storey living in a sought-after setting. Early viewing is highly recommended.

Council Tax Band: C

Tenure: Freehold

Price: Offers Over £200,000

Property Type: Bungalow

Parking: Driveway & Garage

Heating: Gas

External



Living Room

5.394m x 3.123m (17'8" x 10'2")



Kitchen

2.197m x 2.642m (7'2" x 8'8")



Bedroom 1

3.214m x 3.128m (10'6" x 10'3")



Bedroom 2

3.196m x 2.181m (10'5" x 7'1")



Bathroom

2.192m x 1.66m (7'2" x 5'5")



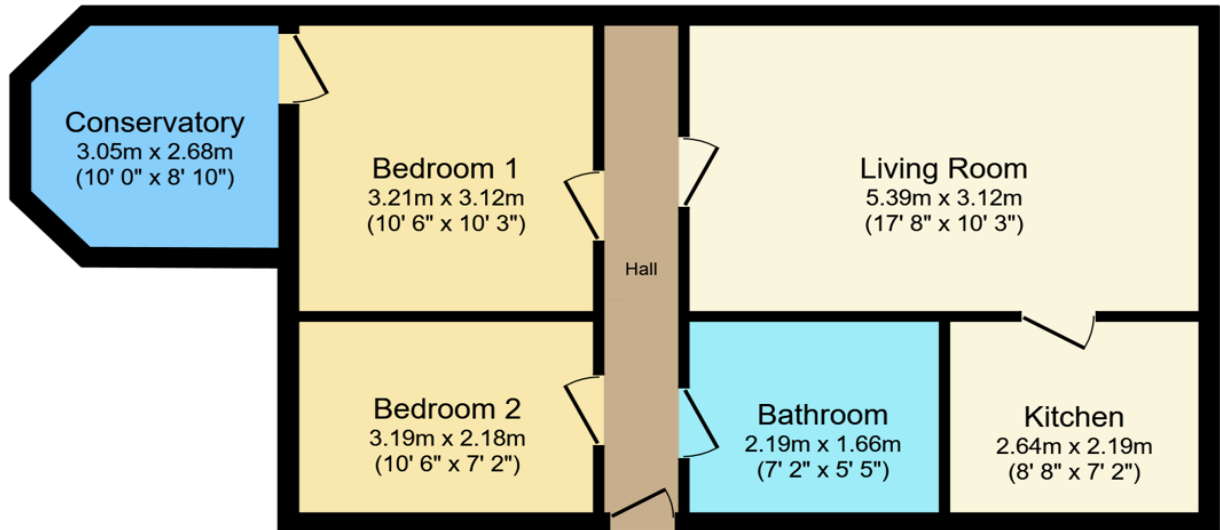
Conservatory

2.689m x 3.052m (8'9" x 10'0")



Exterior Garden





Floor Plan

Floor area 58.6 sq.m. (631 sq.ft.)

Total floor area: 58.6 sq.m. (631 sq.ft.)

This floor plan is for illustrative purposes only. It is not drawn to scale. Any measurements, floor areas (including any total floor area), openings and orientations are approximate. No details are guaranteed, they cannot be relied upon for any purpose and do not form any part of any agreement. No liability is taken for any error, omission or misstatement. A party must rely upon its own inspection(s). Powered by www.Propertybox.io

Energy Efficiency Rating		
	Current	Potential
<i>Very energy efficient - lower running costs</i>		
(92-100) A		
(81-91) B		
(69-80) C		77
(55-68) D	68	
(39-54) E		
(21-38) F		
(1-20) G		
<i>Not energy efficient - higher running costs</i>		
England, Scotland & Wales		EU Directive 2002/91/EC

Lapwing Close, Washington, Tyne and Wear, NE38 0ET

Contact your local branch today for more information on this property:

134 High Street, Peterborough, Cambridgeshire, PE2 8DP, www.mandairs.co.uk

These particulars, whilst believed to be accurate are set out as a general outline only for guidance and do not constitute any part of an offer or contract. Intending purchasers should not rely on them as statements of representation of fact, but must satisfy themselves by inspection or otherwise as to their accuracy. No person in this firm's employment has the authority to make or give any representation or warranty in respect of the property.

