



1 bed apartment to buy in E14

City Island Way, London, E14 0TX

£420,000 Starting Bid






 x1
  x1
  x1

Tenure

Leasehold

Visitor parking

Property features

-  Being Sold via Secure Sale online bidding. Terms and Conditions
-  Balcony
-  Off street parking
-  Wheelchair accessible
-  EPC Rating B

Key Information

- ✓ Council Tax: Band D
- ✓ EPC Rating: B
- ✓ Heating supply: Gas
- ✓ Electric supply: National Grid
- ✓ Water supply: Direct mains water
- ✓ Broadband: Cable
- ✓ Mobile signal: Good

Description

Pleased to present wonderful 1 bedrooms flat located in Leamouth by the River lea nearby Canning town Station.

- Large Bedroom
- Separate Living room with balcony
- Fully Fitted Kitchen Area
- Brand New Bathroom and Toilet
- Electric Central Heating
- Double Glazing
- Swimming pool, gym, jacuzzi

Council Tax Band: D

Tenure: Leasehold

Annual Ground Rent Amount: £500.00

Annual Service Charge Amount: £4,350.00

Price: Starting Bid £420,000

Property Type: Apartment

Parking: None, Visitor

Year built: 2020

Construction materials: Brick and block, Steel frame construction

Roofing type: Flat

Risk of floods and or erosion: No

Flooded in last 5 years: No

Flood defences: Yes

Planning permissions or proposals for development: No

Coalfield or mining area: No

Listed property: No

Conservation area: No

Public rights of way: No

Adaptions for accessibility: Yes

Restrictions: No

Required access: Yes

Heating: Gas

Electric: National Grid

Water: Direct mains water

Water meter: Yes

Sewerage: Standard UK domestic

Air conditioning: Yes

Broadband: Cable

Mobile signal coverage: Good

Defoe House, E14
 GROSS INTERNAL AREA
 51.64 sqm / 555.85 sqft



SPEC APPROVED AREA DATA: 51.64 sqm / 555.85 sqft
 RICS APPROVED AREA DATA: 48.92 sqm / 526.57 sqft
 EXTERNAL STRUCTURAL ELEMENTS: 5.67 sqm / 61.00 sqft
 EXISTING GLAZED AREA: 6.00 sqm / 65.00 sqft

SPEC Verified
 RICS
 Notes: Verified floor plans are guaranteed to accurately reflect the actual layout of the property. Please refer to the floor plan for further details. All measurements are for the internal area only. All measurements are for the internal area only. All measurements are for the internal area only.

Approximate gross internal area: sq ft (sq m)
 EPC rating: B

Energy Efficiency Rating		Current	Potential
Very energy efficient - lower running costs			
(92-100) A			
(81-91) B		83	83
(69-80) C			
(55-68) D			
(39-54) E			
(21-38) F			
(1-20) G			
Not energy efficient - higher running costs			
England, Scotland & Wales		EU Directive 2002/91/EC	

City Island Way, London, E14 0TX

Contact your local branch today for more information on this property:

134 High Street, Peterborough, Cambridgeshire, PE2 8DP, www.mandairs.co.uk

These particulars, whilst believed to be accurate are set out as a general outline only for guidance and do not constitute any part of an offer or contract. Intending purchasers should not rely on them as statements of representation of fact, but must satisfy themselves by inspection or otherwise as to their accuracy. No person in this firm's employment has the authority to make or give any representation or warranty in respect of the property.

